




Getting to Know the WELS Teaching Standards

Standard One

Activity Guide

 = includes a Moodle post

Part 1 Scope and Foundations

Activity 1.1 You Can Say THAT Again (4 min.)

Choose a quote that resonates with you as you think about subject/content knowledge. Share your choice and your rationale with your partner/group.

“Try not to have a good time ... this is educational.”

“Education is not preparation for life. It is life itself.”

“I have never let my schooling interfere with my education.”

“Education is not the filling of a pail, but the lighting of a fire.”

“We spend the first 12 months of our children’s lives teaching them to walk and talk, and the next 12 years telling them to sit down and shut up.”

Activity 1.2 Bud, Lou, and You (video 2.5 min. discussion 3 min.)

As you watch the video clip, consider subject/content knowledge in its wider context including integrating concepts, generating explanations, methods of inquiry, and multiple perspectives. List a plus (+) and a minus (-) on Lou’s learning.

(+)

(-)

Part 2 Interdisciplinary Learning

Activity 2.1 Head-Heart-Foot (7 min.)

Before the workshop read *Ten Ways to Integrate Curriculum* by Robin Fogarty


Tell how this information touched your:

Head with an idea

Heart with a feeling

Foot to take action

Share your responses with a partner or small group and choose one to share with the large group.

 List your faculty's top two. Provide a brief rationale.

Activity 2.2 3 – 2 – 1 (video 15 min. group share 2-5 min.)

Consider the continuum for teacher development for the ministry trait describing interdisciplinary learning experiences. As you watch the video clip note:

3 connections between the descriptions and what you see on the video

-
-
-

2 takeaways (ideas or strategies you find interesting or useful)

-
-

1 application (way you could implement with the grade level(s) and subject(s) you teach)

-


Each person shares an application idea.

Part 3 Ministry Traits in Action

Activity 3.1 Rating and Rationale (video 10 min. discussion 7 min.)

Assign the remaining ministry traits to individuals or partners. You will be observing a portion of a middle school math lesson. Assign a level of the continuum. Provide a rationale for your rating by listing evidence (observational data that supports your assessment).

Discuss results in large group.

 Post rating and rationale for two of the ministry traits.

Note: The sixth ministry focuses on a Christian perspective. The lesson in the video clip does not.

- Option 1 – one individual or group identifies ways in which a Christian viewpoint could be integrated.
- Option 2 – all individuals or groups identify connections for this trait in addition to the trait they were assigned.

Rating:

Rationale:

Activity 3.2 Taking It Home (optional)

Use the Standard One Planning Sheet to plan for curricular integration. Share successes and challenges at future meetings.