

Placing Holds on Library Materials

Why: To obtain an item that is not currently available at the MLC Library.

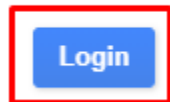
How: Use the *Request it!* button when logged in to the catalog.

Access the library catalog using one of these methods:

- Through the MLC Library website, <https://mlc-wels.edu/library>
 - Search for Books: MLC Online Catalog
 - Type in Keyword, Title, Author or Subject – *Search*
 - Clicking *Search* without entering any terms will take you to the catalog.
- or
- Online at: <http://tdslib.iii.com>

Log in to your library account.

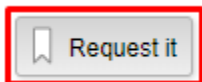
My Book Cart (0 items)



Search the catalog. You may place a hold on an item in two different situations:

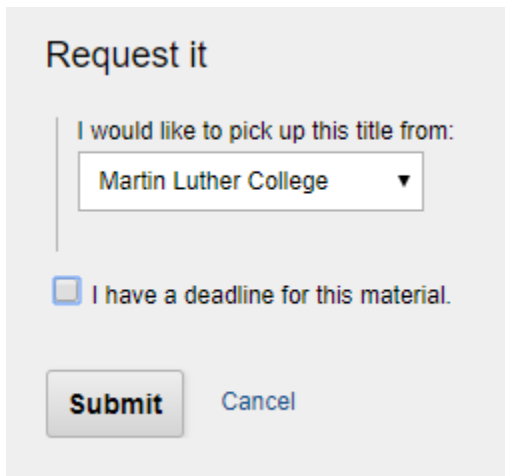
1. If the item you need is available at a nearby library. Placing a hold will get the item to the MLC Library for pickup in a few days.
2. If the MLC-owned item you need is currently checked out and unavailable. You'll get an email when it's your turn for the item.

To place a hold, click on the item's *Request it* button.



Choose where you will pick up the item.

Click *Submit* to complete your hold request.



Request it

I would like to pick up this title from:

Martin Luther College ▼

I have a deadline for this material.

Submit Cancel

If you cannot find what you're looking for in the MLC/TdS catalog, search for the item at: www.MNLINK.org.

Please ask library staff if you have any questions about using the catalog or the MLC Library.