

Logging in to your Library Account

Why: To access library catalog features

How: Use the *Login* button of the MLC/TdS library catalog

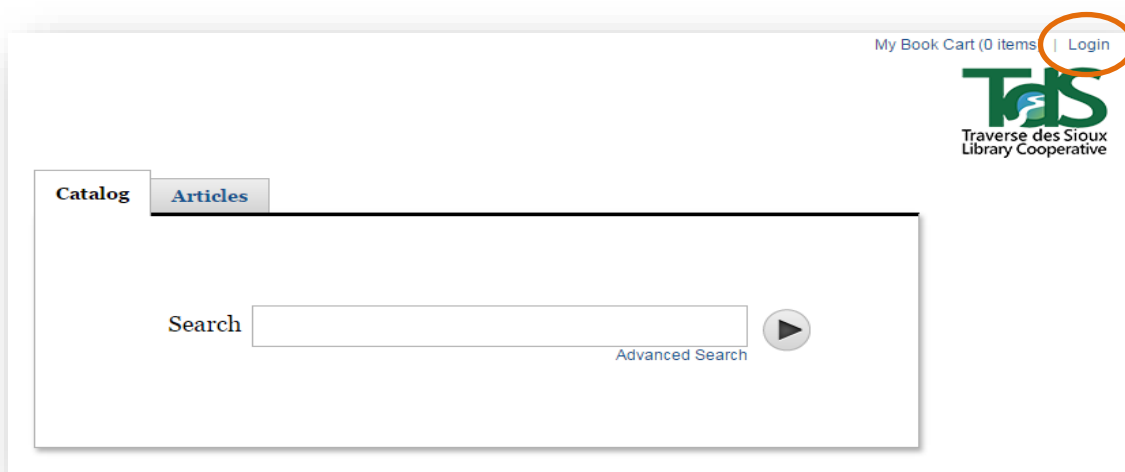
Access the library catalog using one of these methods:

- Through the MLC Library website, <https://mlc-wels.edu/library>
 - Search for Books: MLC Online Catalog
 - Type in Keyword, Title, Author or Subject – *Search*
 - Click *Search* without entering any terms will take you to the catalog.
- or
- Online at: <http://tdslib.iii.com>

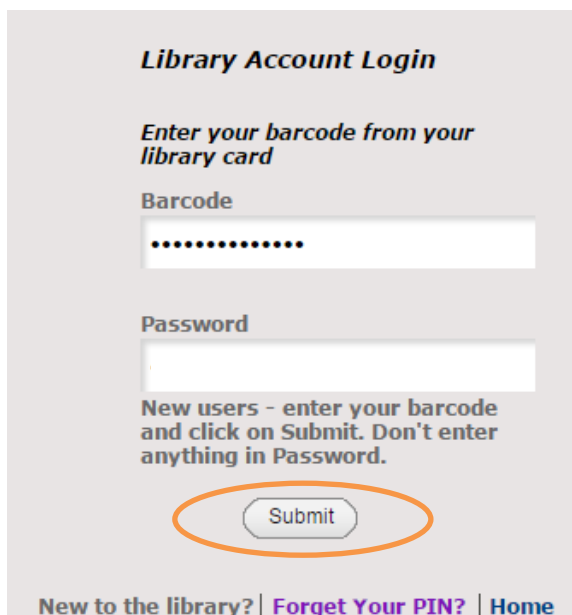
Some features are available only when you are logged in to the catalog:

- MLC Library location limiter will be on the top of the locations list
- Place holds on items that are currently checked out
- Place holds on items from other area libraries, to pick up at MLC
- Renew items that you have checked out
- View your fines and fees
- Create lists of books you want to read
- Tag items so that you and others can easily find them later

Click on the Login button.



The first time you use the login, you need to be set up as a new user in the system. Enter your barcode, leave the Password field blank, and click *Submit*. You'll then be prompted to set a password.



Library Account Login

Enter your barcode from your library card

Barcode
.....

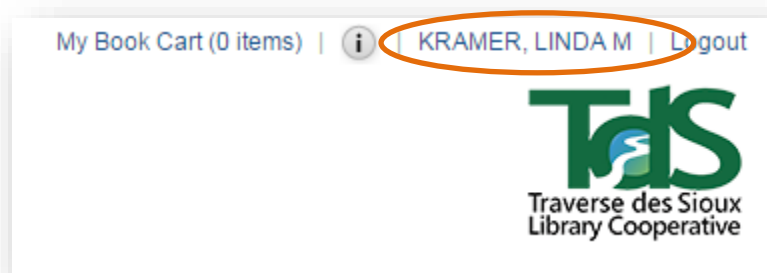
Password
.....

New users - enter your barcode and click on Submit. Don't enter anything in Password.

[Submit](#)

[New to the library?](#) | [Forget Your PIN?](#) | [Home](#)

Once you have successfully logged in, you'll see your name at the top of the catalog page.



Click on your name to access your account and all of its features.

Please ask library staff if you have any questions about using the catalog or the MLC Library.