


1. Go to the main **CashCourse** website: www.cashcourse.org
 - a. **Returning users:** select **Log In** (MLC email address & password)
 - b. **First-time users:** select **Register for a free account**
 - i. Enter your entire **MLC email address** (*this is your username*)
 - ii. The state should be **MN** (state of the school)



Student and Other Learner Registration for
CASHCOURSE
(School faculty or administration [click here](#))

First Name*

Last Name*

Email Address*

Your Email address will be used as your username to log into the site.

Password*

Password must be 7 to 14 characters and have three of four of the following four types of characters: lowercase, uppercase, numbers, special characters such as !@#%&'*(){}[];

Confirm Password*

State*
Select One **MINNESOTA** ▼
If you are enrolled in a school, select your school's state. If you are not, please select your home state.

School*
Martin Luther College ▼

- iii. Add your student ID to your profile
 1. Select **My Profile** – add Student ID (5 digit #)

CASHCOURSE YOUR REAL-LIFE MONEY GUIDE

Welcome | **My Profile** | Log Out

TOPICS: Earn | Save & Invest | Protect | Spend | Borrow | Pay for Education

My Profile

My Name and School Information

First Name:

Last Name:

Email Address:
WARNING: Your email address is your username. If you change your email address, you will be logged out and you will need to log in with your new username/email address.

State: Select One ▼
If you are enrolled in a school, select your school's state. If not, please select your home state.

School: None ▼
Select your school for access to your assignments. If you are not affiliated with any school, select "None".

Student ID:
If you are not a student or do not know your student ID, please leave blank.

***Find your Student ID:**

Portal – Directory – By Person – “Me”

Directory - "By Person"

Selection Me

Student Name



Person ID: 56789

User Name: mlcemail

Campus E-mail: mlcemail@mlc-wels.edu

Personal E-mail: myemail@gmail.com

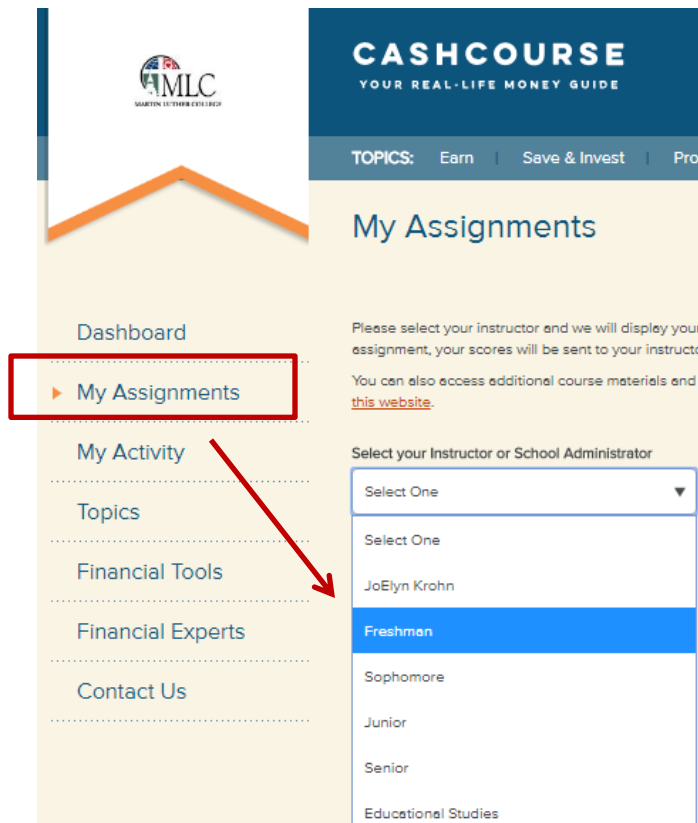
Mailbox: 5- 1234 [📧]

Room: SU 123

Advisor:

2. Click on **My Assignments**

- a. Select the appropriate grade level to complete your assigned activities.



Freshman Students:

- Budgeting Basics
- Saving and Goal Setting

Sophomore Students:

- Fraud Protection
- Prepare for Emergencies

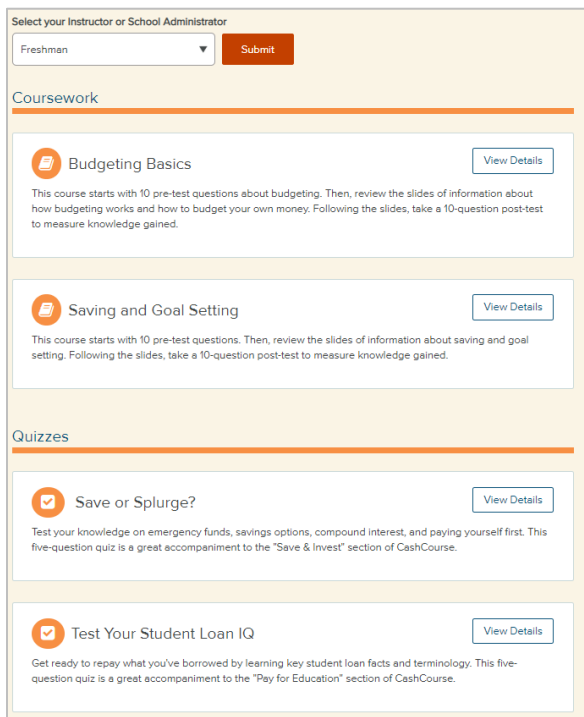
Junior Students:

- Paying Back Student Loans
- Protect Yourself with Insurance

Senior Students:

- Getting Started with Saving and Investing
- Understanding and Managing Income Taxes

3. Begin Activities & Review Results



4. Utilize available resources

