


1. Go to the main **CashCourse** website: [www.cashcourse.org](http://www.cashcourse.org)
  - a. **Returning users:** select **Log In** (MLC email address & password)
  - b. **First-time users:** select **Register for a free account**
    - i. Enter your entire **MLC email address** (*this is your username*)
    - ii. The state should be **MN** (state of the school)



Student and Other Learner Registration for  
**CASHCOURSE**  
(School faculty or administration [click here](#))

First Name\*

Last Name\*

Email Address\*

Your Email address will be used as your username to log into the site.

Password\*

Password must be 7 to 14 characters and have three of four of the following four types of characters: lowercase, uppercase, numbers, special characters such as !@#\$%^&\*(){}[].

Confirm Password\*

State\*

Select One **MINNESOTA**

If you are enrolled in a school, select your school's state. If you are not, please select your home state.

School\*

**Martin Luther College**

- iii. Add your student ID to your profile
  1. Select **My Profile** – add Student ID (5 digit #)

**CASHCOURSE**  
YOUR REAL-LIFE MONEY GUIDE

Welcome | **My Profile** | Log Out

Search

TOPICS: Earn | Save & Invest | Protect | Spend | Borrow | Pay for Education

**My Profile**

**My Name and School Information**

First Name: Student

Last Name: Student

Email Address: student@mlc-wels.edu

**WARNING:** Your email address is your username. If you change your email address, you will be logged out and you will need to log in with your new username/email address.

State: Select One

If you are enrolled in a school, select your school's state. If not, please select your home state.

School: None

Select your school for access to your assignments. If you are not affiliated with any school, select "None".

Student ID: **56789**

If you are not a student or do not know your student ID, please leave blank.

**\*Find your Student ID:**

Portal – Directory – By Person – “Me”

## Directory - "By Person"

Selection Me

### Student Name



**Person ID: 56789**

**User Name:** mlcemail

**Campus E-mail:** [mlcemail@mlc-wels.edu](mailto:mlcemail@mlc-wels.edu)

**Personal E-mail:** [myemail@gmail.com](mailto:myemail@gmail.com)

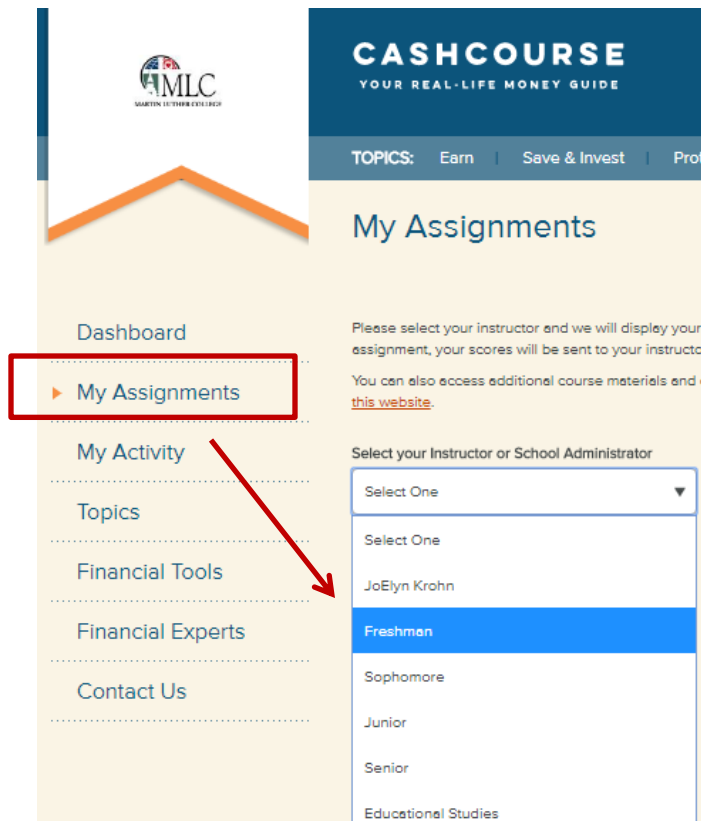
**Mailbox:** 5-1234 [ ]

**Room:** SU 123

**Advisor:**

## 2. Click on **My Assignments**

- Select the appropriate grade level to complete your assigned activities.



### Freshman Students:

- Budgeting Basics
- Saving and Goal Setting

### Sophomore Students:

- Fraud Protection
- Prepare for Emergencies

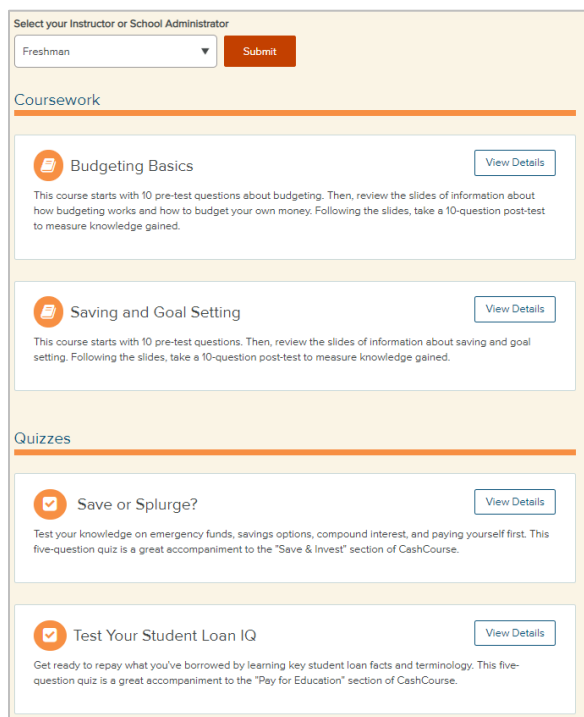
### Junior Students:

- Paying Back Student Loans
- Protect Yourself with Insurance

### Senior Students:

- Getting Started with Saving and Investing
- Understanding and Managing Income Taxes

## 3. Begin Activities & Review Results



## 4. Utilize available resources

