

Print Form(s)

Get PDF File

Go Back

# Equity in Athletics 2018

## Institution Information

Institution: Martin Luther College (173452)

User ID: E1734521

### Registration

- Required fields are indicated with asterisks (\*).

<b>Martin Luther College (173452)</b>	
First Name*	<input type="text" value="James"/>
Last Name*	<input type="text" value="Unke"/>
Title*	<input type="text" value="Athletic Administrator"/>
Address 1*	<input type="text" value="1995 LUTHER CT"/>
Address 2	<input type="text"/>
City*	<input type="text" value="NEW ULM"/>
State*	<input type="text" value="MN"/>
Zip*	<input type="text" value="56073"/> - <input type="text"/>
Phone*	<input type="text" value="507"/> - <input type="text" value="354"/> - <input type="text" value="8221"/>
Extension	<input type="text" value="256"/>
Fax	<input type="text" value="507"/> - <input type="text" value="354"/> - <input type="text" value="9115"/>
E-mail Address*	<input type="text" value="unkejm@mlc-wels.edu"/>
Confirm E-mail Address*	<input type="text"/>
Comment	<p>* Please use this box if you would like to provide additional contact information such as a cell phone number or the best time to reach you if there are questions about your survey. Also, if the person listed above is not the person who enters the data, please provide the name and contact information for the person who enters the data. This information is for the survey help desk staff only. It will not be seen by the public.</p> <input type="text" value="cell phone 507-217-9717"/>

## Identification

- Please enter/review all applicable information. Required fields are indicated with asterisks (\*).

### General Information

Institution Name	Martin Luther College		
Address 1*	1995 Luther Ct		
Address 2			
City*	New Ulm		
State*	MN		
ZIP Code*	56073	-	
Telephone*	507	- 354	- 8221 Ext.

### Athletic Department

Athletic Director Name*	James Unke		
Address 1*	1995 LUTHER CT		
Address 2			
City*	NEW ULM		
State*	MN		
ZIP Code*	56073	-	3965
Telephone*	507	- 354	- 8221 Ext. 256

### Chief Administrative Officer

Chief Administrative Officer's Name*	Mark G. Zarlmg		
Title*	President		
Telephone*	507	- 354	- 8221 Ext. 211
Fax	507	- 354	- 8225
E-mail Address*	zarlinmg@mlc-wels.edu		

EADA General

Designated Reporting Year\*

Note: The reporting period must be 12 months. The dates for the reporting year should be consistent from year to year.

Begins: (MM/DD) /2017 Ends: (MM/DD) /2018

Number of full-time undergraduates by gender: The numbers below were reported on your institution's 2017-18 IPEDS Survey and should not be changed unless they were reported incorrectly to IPEDS. If the numbers are incorrect, please call the EADA Help Desk to correct them.

	Number	Percent
Male full-time undergraduates	367	49 %
Female full-time undergraduates	376	51 %
Total full-time undergraduates	743	100 %

Athletic Sanctioning Body for the designated reporting year (select one):\*

- |  |  |
|--|--|
| <input type="radio"/> NCAA Division I-FBS                        | <input type="radio"/> NAIA Division I    |
| <input type="radio"/> NCAA Division I-FCS                        | <input type="radio"/> NAIA Division II   |
| <input type="radio"/> NCAA Division I without football           | <input type="radio"/> NJCAA Division I   |
| <input type="radio"/> NCAA Division II with football             | <input type="radio"/> NJCAA Division II  |
| <input type="radio"/> NCAA Division II without football          | <input type="radio"/> NJCAA Division III |
| <input checked="" type="radio"/> NCAA Division III with football | <input type="radio"/> NCCAA Division I   |
| <input type="radio"/> NCAA Division III without football         | <input type="radio"/> NCCAA Division II  |
| <input type="radio"/> CCCAA                                      | <input type="radio"/> NWAC               |
| <input type="radio"/> Independent                                | <input type="radio"/> USCAA              |
| <input type="radio"/> Other                                      |  |

Other Description:

Update Status

Date Completed	10/9/2018
Update Status	Updated

- |                               |                              |                         |
|-------------------------------|------------------------------|-------------------------|
| <a href="#">Print Form(s)</a> | <a href="#">Get PDF File</a> | <a href="#">Go Back</a> |
|-------------------------------|------------------------------|-------------------------|

[Print Form\(s\)](#)[Get PDF File](#)[Go Back](#)

# Equity in Athletics 2018

Institution: Martin Luther College (173452)

User ID: E1734521

## Screening Questions

Please answer these questions carefully as your responses will determine which subsequent data entry screens are appropriate for your institution.

### 1. How will you report Operating (Game-day) Expenses?

 By Team Per Participant

### 2. Select the type of varsity sports teams at your institution.

 Men's Teams Women's Teams Coed Teams

### 3. Do any of your teams have assistant coaches?

 Yes Men's Teams Women's Teams Coed Teams No

If you save the data on this screen, then return to the screen to make changes, note the following:

- 1) If you select an additional type of team remember to include associated data for that type of team on subsequent screens;
- 2) If you delete a type of team but have already entered associated data on other screens, all associated data for that type of team will be deleted from subsequent screens. However, because the survey system has to recalculate the totals, you must re-save every screen.

## Sports Selection - Men's and Women's Teams

Select the varsity sports teams at your institution.

Sport	Men's	Women's	Sport	Men's	Women's
Archery	<input type="checkbox"/>	<input type="checkbox"/>	Badminton	<input type="checkbox"/>	<input type="checkbox"/>
Baseball	<input checked="" type="checkbox"/>		Basketball	<input checked="" type="checkbox"/>	<input checked="" type="checkbox"/>
Beach Volleyball	<input type="checkbox"/>	<input type="checkbox"/>	Bowling	<input type="checkbox"/>	<input type="checkbox"/>
Cross Country	<input checked="" type="checkbox"/>	<input checked="" type="checkbox"/>	Diving	<input type="checkbox"/>	<input type="checkbox"/>
Equestrian	<input type="checkbox"/>	<input type="checkbox"/>	Fencing	<input type="checkbox"/>	<input type="checkbox"/>
Field Hockey		<input type="checkbox"/>	Football	<input checked="" type="checkbox"/>	
Golf	<input checked="" type="checkbox"/>	<input checked="" type="checkbox"/>	Gymnastics	<input type="checkbox"/>	<input type="checkbox"/>
Ice Hockey	<input type="checkbox"/>	<input type="checkbox"/>	Lacrosse	<input type="checkbox"/>	<input type="checkbox"/>
Rifle	<input type="checkbox"/>	<input type="checkbox"/>	Rodeo	<input type="checkbox"/>	<input type="checkbox"/>
Rowing	<input type="checkbox"/>	<input type="checkbox"/>	Sailing	<input type="checkbox"/>	<input type="checkbox"/>
Skiing	<input type="checkbox"/>	<input type="checkbox"/>	Soccer	<input checked="" type="checkbox"/>	<input checked="" type="checkbox"/>
Softball		<input checked="" type="checkbox"/>	Squash	<input type="checkbox"/>	<input type="checkbox"/>
Swimming	<input type="checkbox"/>	<input type="checkbox"/>	Swimming and Diving (combined)	<input type="checkbox"/>	<input type="checkbox"/>
Synchronized Swimming		<input type="checkbox"/>	Table Tennis	<input type="checkbox"/>	<input type="checkbox"/>
Team Handball	<input type="checkbox"/>	<input type="checkbox"/>	Tennis	<input checked="" type="checkbox"/>	<input checked="" type="checkbox"/>
Track and Field (Indoor)	<input type="checkbox"/>	<input type="checkbox"/>	Track and Field (Outdoor)	<input checked="" type="checkbox"/>	<input checked="" type="checkbox"/>
Track and Field and Cross Country (combined)	<input type="checkbox"/>	<input type="checkbox"/>	Volleyball	<input type="checkbox"/>	<input checked="" type="checkbox"/>
Water Polo	<input type="checkbox"/>	<input type="checkbox"/>	Weight Lifting	<input type="checkbox"/>	<input type="checkbox"/>
Wrestling	<input type="checkbox"/>	<input type="checkbox"/>	Other Sports (Specify sports in the caveat box.)*	<input type="checkbox"/>	<input type="checkbox"/>

**CAVEAT**

The caveat on this screen is for internal use and does not appear on the EADA Dissemination Website (public site). If you want information to appear on the public site, enter it on the Athletic Participation screen.

\* If you indicated in the caveat box that your other sports are Dancing and/or Cheerleading, please specify in the caveat box that these are competitive varsity teams (i.e., not pep squads).

If you save the data on this screen, then return to the screen to make changes, note the following:

- 1) If you select an additional team remember to include associated data for that sport on subsequent screens;
- 2) If you delete a sport but have already entered associated data on other screens, all associated data for that sport will be deleted from subsequent screens. However, because the survey system has to recalculate the totals, you must re-save every screen.

## Athletics Participation - Men's and Women's Teams

Enter the number of participants as of the day of the first scheduled contest.

Varsity Teams	Men's Teams	Women's Teams
Baseball	22	
Basketball	12	15
Cross Country	16	14
Football	52	
Golf	9	5
Soccer	27	24
Softball		18
Tennis	8	12
Track and Field (Outdoor)	20	22
Volleyball		16
<b>Total Participants Men's and Women's Teams</b>	<b>166</b>	<b>126</b>
<b>Unduplicated Count of Participants</b> (This is a head count. If an individual participates on more than one team, count that individual only once on this line.)	<b>138</b>	<b>111</b>

**CAVEAT**

(For each men's or women's team that includes opposite sex participants, specify the number of male and the number of female students on that team in this caveat box. This does not apply for coed teams. Additionally, provide any other clarifying information here.)


If you save the data on this screen, then return to the screen to make changes, please note you must re-save every screen because the survey system has to recalculate the totals.

## Head Coaches - Men's Teams

For each men's team, indicate whether the head coach is male or female, was assigned to the team on a full-time or part-time basis, and whether the coach was employed by the institution on a full-time basis or on a part-time or volunteer basis, by entering a 1 in the appropriate field.

The Swimming and Diving (combined) fields allow up to 2 head coaches. The Track and Field and Cross Country (combined) fields allow up to 3.

Varsity Teams	Male Head Coaches				Female Head Coaches				Total Head Coaches
	Assigned to Team on a Full-Time Basis	Assigned to Team on a Part-Time Basis	Full-Time Institution Employee	Part-Time Institution Employee or Volunteer	Assigned to Team on a Full-Time Basis	Assigned to Team on a Part-Time Basis	Full-Time Institution Employee	Part-Time Institution Employee or Volunteer	
Baseball	<input type="text"/>	<input type="text" value="1"/>	<input type="text" value="1"/>	<input type="text"/>	<input type="text"/>	<input type="text"/>	<input type="text"/>	<input type="text"/>	1
Basketball	<input type="text"/>	<input type="text" value="1"/>	<input type="text" value="1"/>	<input type="text"/>	<input type="text"/>	<input type="text"/>	<input type="text"/>	<input type="text"/>	1
Cross Country	<input type="text"/>	<input type="text" value="1"/>	<input type="text" value="1"/>	<input type="text"/>	<input type="text"/>	<input type="text"/>	<input type="text"/>	<input type="text"/>	1
Football	<input type="text"/>	<input type="text" value="1"/>	<input type="text" value="1"/>	<input type="text"/>	<input type="text"/>	<input type="text"/>	<input type="text"/>	<input type="text"/>	1
Golf	<input type="text"/>	<input type="text" value="1"/>	<input type="text" value="1"/>	<input type="text"/>	<input type="text"/>	<input type="text"/>	<input type="text"/>	<input type="text"/>	1
Soccer	<input type="text"/>	<input type="text" value="1"/>	<input type="text" value="1"/>	<input type="text"/>	<input type="text"/>	<input type="text"/>	<input type="text"/>	<input type="text"/>	1
Tennis	<input type="text"/>	<input type="text" value="1"/>	<input type="text"/>	<input type="text" value="1"/>	<input type="text"/>	<input type="text"/>	<input type="text"/>	<input type="text"/>	1
Track and Field (Outdoor)	<input type="text"/>	<input type="text" value="1"/>	<input type="text" value="1"/>	<input type="text"/>	<input type="text"/>	<input type="text"/>	<input type="text"/>	<input type="text"/>	1
Coaching Position Totals	0	8	7	1	0	0	0	0	8
CAVEAT									




## Head Coaches - Women's Teams

For each women's team, indicate whether the head coach is male or female, was assigned to the team on a full-time or part-time basis, and whether the coach was employed by the institution on a full-time basis or on a part-time or volunteer basis, by entering a 1 in the appropriate field.

The Swimming and Diving (combined) fields allow up to 2 head coaches. The Track and Field and Cross Country (combined) fields allow up to 3.

Varsity Teams	Male Head Coaches				Female Head Coaches				Total Head Coaches
	Assigned to Team on a Full-Time Basis	Assigned to Team on a Part-Time Basis	Full-Time Institution Employee	Part-Time Institution Employee or Volunteer	Assigned to Team on a Full-Time Basis	Assigned to Team on a Part-Time Basis	Full-Time Institution Employee	Part-Time Institution Employee or Volunteer	
Basketball	<input type="text"/>	<input type="text" value="1"/>	<input type="text" value="1"/>	<input type="text"/>	<input type="text"/>	<input type="text"/>	<input type="text"/>	<input type="text"/>	1
Cross Country	<input type="text"/>	<input type="text" value="1"/>	<input type="text" value="1"/>	<input type="text"/>	<input type="text"/>	<input type="text"/>	<input type="text"/>	<input type="text"/>	1
Golf	<input type="text"/>	<input type="text" value="1"/>	<input type="text" value="1"/>	<input type="text"/>	<input type="text"/>	<input type="text"/>	<input type="text"/>	<input type="text"/>	1
Soccer	<input type="text"/>	<input type="text" value="1"/>	<input type="text" value="1"/>	<input type="text"/>	<input type="text"/>	<input type="text"/>	<input type="text"/>	<input type="text"/>	1
Softball	<input type="text"/>	<input type="text" value="1"/>	<input type="text" value="1"/>	<input type="text"/>	<input type="text"/>	<input type="text"/>	<input type="text"/>	<input type="text"/>	1
Tennis	<input type="text"/>	<input type="text" value="1"/>	<input type="text"/>	<input type="text" value="1"/>	<input type="text"/>	<input type="text"/>	<input type="text"/>	<input type="text"/>	1
Track and Field (Outdoor)	<input type="text"/>	<input type="text" value="1"/>	<input type="text" value="1"/>	<input type="text"/>	<input type="text"/>	<input type="text"/>	<input type="text"/>	<input type="text"/>	1
Volleyball	<input type="text"/>	<input type="text"/>	<input type="text"/>	<input type="text"/>	<input type="text"/>	<input type="text" value="1"/>	<input type="text" value="1"/>	<input type="text"/>	1
Coaching Position Totals	0	7	6	1	0	1	1	0	8
CAVEAT									





# Head Coaches' Salaries - Men's and Women's Teams

Enter only salaries and bonuses that your institution pays head coaches as compensation for coaching. Do not include benefits on this screen.


Do not include volunteer coaches in calculating the average salary and the Full-Time Equivalent (FTE) Total. For help calculating the FTE total click on the instructions link on this screen.

	Men's Teams	Women's Teams
Average Annual Institutional Salary per Head Coaching Position (for coaching duties only)	11,717	10,021
Number of Head Coaching Positions Used to Calculate the Average	8	8
Number of Volunteer Head Coaching Positions (Do not include these coaches in your salary or FTE calculations.)	0	0
Average Annual Institutional Salary per Full-time equivalent (FTE)	58,585	50,105
Sum of Full-Time Equivalent (FTE) Positions Used to Calculate the Average	1.60	1.60
CAVEAT		

## Assistant Coaches - Men's Teams

For each men's team, indicate whether the assistant coach is male or female, was assigned to the team on a full-time or part-time basis, and whether the coach was employed by the institution on a full-time basis or on a part-time or volunteer basis, by entering a 1 in the appropriate field.


Varsity Teams	Male Assistant Coaches				Female Assistant Coaches				Total Assistant Coaches
	Assigned to Team on a Full-Time Basis	Assigned to Team on a Part-Time Basis	Full-Time Institution Employee	Part-Time Institution Employee or Volunteer	Assigned to Team on a Full-Time Basis	Assigned to Team on a Part-Time Basis	Full-Time Institution Employee	Part-Time Institution Employee or Volunteer	
Baseball	<input type="text"/>	1	<input type="text"/>	1	<input type="text"/>	<input type="text"/>	<input type="text"/>	<input type="text"/>	1
Basketball	<input type="text"/>	1	<input type="text"/>	1	<input type="text"/>	<input type="text"/>	<input type="text"/>	<input type="text"/>	1
Cross Country	<input type="text"/>	1	<input type="text"/>	1	<input type="text"/>	<input type="text"/>	<input type="text"/>	<input type="text"/>	1
Football	<input type="text"/>	9	5	4	<input type="text"/>	<input type="text"/>	<input type="text"/>	<input type="text"/>	9
Golf	<input type="text"/>	0	<input type="text"/>	<input type="text"/>	<input type="text"/>	<input type="text"/>	<input type="text"/>	<input type="text"/>	0
Soccer	<input type="text"/>	1	1	<input type="text"/>	<input type="text"/>	<input type="text"/>	<input type="text"/>	<input type="text"/>	1
Tennis	<input type="text"/>	1	1	<input type="text"/>	<input type="text"/>	<input type="text"/>	<input type="text"/>	<input type="text"/>	1
Track and Field (Outdoor)	<input type="text"/>	1	1	<input type="text"/>	<input type="text"/>	2	2	<input type="text"/>	3
Coaching Position Totals	0	15	8	7	0	2	2	0	17
CAVEAT									



## Assistant Coaches - Women's Teams

For each women's team, indicate whether the assistant coach is male or female, was assigned to the team on a full-time or part-time basis, and whether the coach was employed by the institution on a full-time basis or on a part-time or volunteer basis, by entering a 1 in the appropriate field.

Varsity Teams	Male Assistant Coaches				Female Assistant Coaches				Total Assistant Coaches
	Assigned to Team on a Full-Time Basis	Assigned to Team on a Part-Time Basis	Full-Time Institution Employee	Part-Time Institution Employee or Volunteer	Assigned to Team on a Full-Time Basis	Assigned to Team on a Part-Time Basis	Full-Time Institution Employee	Part-Time Institution Employee or Volunteer	
Basketball	<input type="text"/>	<input type="text" value="1"/>	<input type="text" value="1"/>	<input type="text"/>	<input type="text"/>	<input type="text" value="1"/>	<input type="text"/>	<input type="text" value="1"/>	2
Cross Country	<input type="text"/>	<input type="text" value="1"/>	<input type="text"/>	<input type="text" value="1"/>	<input type="text"/>	<input type="text"/>	<input type="text"/>	<input type="text"/>	1
Golf	<input type="text"/>	<input type="text" value="0"/>	<input type="text"/>	<input type="text"/>	<input type="text"/>	<input type="text"/>	<input type="text"/>	<input type="text"/>	0
Soccer	<input type="text"/>	<input type="text" value="2"/>	<input type="text"/>	<input type="text" value="2"/>	<input type="text"/>	<input type="text"/>	<input type="text"/>	<input type="text"/>	2
Softball	<input type="text"/>	<input type="text"/>	<input type="text"/>	<input type="text"/>	<input type="text"/>	<input type="text" value="2"/>	<input type="text"/>	<input type="text" value="2"/>	2
Tennis	<input type="text"/>	<input type="text" value="1"/>	<input type="text" value="1"/>	<input type="text"/>	<input type="text"/>	<input type="text" value="1"/>	<input type="text"/>	<input type="text" value="1"/>	2
Track and Field (Outdoor)	<input type="text"/>	<input type="text" value="1"/>	<input type="text" value="1"/>	<input type="text"/>	<input type="text"/>	<input type="text" value="2"/>	<input type="text" value="2"/>	<input type="text"/>	3
Volleyball	<input type="text"/>	<input type="text"/>	<input type="text"/>	<input type="text"/>	<input type="text"/>	<input type="text" value="1"/>	<input type="text" value="1"/>	<input type="text"/>	1
Coaching Position Totals	0	6	3	3	0	7	3	4	13
CAVEAT									



# Assistant Coaches' Salaries - Men's and Women's Teams

Enter only salaries and bonuses that your institution pays assistant coaches as compensation for coaching. Do not include benefits on this screen.

Do not include volunteer coaches in calculating the average salary and the Full-Time Equivalent (FTE) Total. For help calculating the FTE total click on the instructions link on this screen.

	Men's Teams	Women's Teams
Average Annual Institutional Salary per Assistant Coaching Position (for coaching duties only)	4,346	4,726
Number of Assistant Coaching Positions Used to Calculate the Average	17	13
Number of Volunteer Assistant Coaching Positions (Do not include these coaches in your salary or FTE calculations.)	0	0
Average Annual Institutional Salary per Full-time equivalent (FTE)	43,460	47,260
Sum of Full-Time Equivalent (FTE) Positions Used to Calculate the Average	1.70	1.30

CAVEAT

# Athletically Related Student Aid - Men's and Women's Teams

Athletically related student aid is any scholarship, grant, or other form of financial assistance, offered by an institution, the terms of which require the recipient to participate in a program of intercollegiate athletics at the institution. Other student aid, of which a student-athlete simply happens to be the recipient, is not athletically related student aid. If you do not have any aid to report, enter a 0.

	Men's Teams	Women's Teams	Total
Amount of Aid	<input type="text" value="0"/>	<input type="text" value="0"/>	0
Ratio (percent)	0	0	100%
CAVEAT			

## Recruiting Expenses - Men's and Women's Teams

Recruiting expenses are all expenses an institution incurs attributable to recruiting activities. This includes, but is not limited to, expenses for lodging, meals, telephone use, and transportation (including vehicles used for recruiting purposes) for both recruits and personnel engaged in recruiting, and other expenses for official and unofficial visits, and all other expenses related to recruiting. If you do not have any recruiting expenses to report, enter a 0.

	Men's Teams	Women's Teams	Total
Total	<input type="text" value="0"/>	<input type="text" value="0"/>	0
CAVEAT			

All recruiting and expenses are done through the Recruitment Office

## Operating (Game-Day) Expenses - Men's and Women's Teams by Team

Operating expenses are all expenses an institution incurs attributable to home, away, and neutral-site intercollegiate athletic contests (commonly known as "game-day expenses"), for (A) Lodging, meals, transportation, uniforms, and equipment for coaches, team members, support staff (including, but not limited to team managers and trainers), and others; and (B) Officials.

For a sport with a men's team and a women's team that have a combined budget, click [here](#) for special instructions. Report actual numbers, not budgeted or estimated numbers. Please do not round beyond the next dollar.

Varsity Teams	Participants	Men's Teams		Women's Teams		Total Operating Expenses	
		Operating Expenses per Participant	By Team	Participants	Operating Expenses per Participant		By Team
Basketball	12	2,057	24,684	15	2,181	32,715	57,399
Football	52	756	39,312				39,312
Baseball	22	1,894	41,668				41,668
Cross Country	16	902	14,425	14	928	12,992	27,417
Golf	9	1,236	11,124	5	1,381	6,905	18,029
Soccer	27	705	19,035	24	744	17,856	36,891
Softball				18	1,653	29,754	29,754
Tennis	8	699	5,592	12	702	8,424	14,016
Track and Field (Outdoor)	20	867	17,340	22	638	14,036	31,376
Volleyball				16	1,550	24,800	24,800
<b>Total Operating Expenses Men's and Women's Teams</b>	<b>166</b>		<b>173,180</b>	<b>126</b>		<b>147,482</b>	<b>320,662</b>
CAVEAT							



Note: This screen is for game-day expenses only.

## Total Expenses - Men's and Women's Teams

Enter all expenses attributable to intercollegiate athletic activities. This includes appearance guarantees and options, athletically related student aid, contract services, equipment, fundraising activities, operating expenses, promotional activities, recruiting expenses, salaries and benefits, supplies, travel, and any other expenses attributable to intercollegiate athletic activities.

Report actual numbers, not budgeted or estimated numbers. Please do not round beyond the next dollar.

Varsity Teams	Men's Teams	Women's Teams	Total
Basketball	54,039	53,745	107,784
Football	88,258		88,258
Baseball	63,743		63,743
Cross Country	28,834	29,971	58,805
Golf	16,528	10,876	27,404
Soccer	48,654	51,105	99,759
Softball		58,091	58,091
Tennis	21,259	21,750	43,009
Track and Field (Outdoor)	31,861	32,673	64,534
Volleyball		43,445	43,445
Total Expenses of all Sports, Except Football and Basketball, Combined	210,879	247,911	458,790
Total Expenses Men's and Women's Teams	353,176	301,656	654,832
Not Allocated by Gender/Sport (Expenses not attributable to a particular sport or sports)			219,369
Grand Total Expenses			874,201

CAVEAT



## Total Revenues - Men's and Women's Teams

Your total revenues must cover your total expenses.

Enter all revenues attributable to intercollegiate athletic activities. This includes revenues from appearance guarantees and options, an athletic conference, tournament or bowl games, concessions, contributions from alumni and others, institutional support, program advertising and sales, radio and television, royalties, signage and other sponsorships, sport camps, state or other government support, student activity fees, ticket and luxury box sales, and any other revenues attributable to intercollegiate athletic activities.

Report actual numbers, not budgeted or estimated numbers. Please do not round beyond the next dollar.

Varsity Teams	Men's Teams	Women's Teams	Total
Basketball	54,039	53,745	107,784
Football	88,258		88,258
Baseball	63,743		63,743
Cross Country	28,834	29,971	58,805
Golf	16,528	10,876	27,404
Soccer	48,654	51,105	99,759
Softball		58,091	58,091
Tennis	21,259	21,750	43,009
Track and Field (Outdoor)	31,861	32,673	64,534
Volleyball		43,445	43,445
Total Revenues of all Sports, Except Football and Basketball, Combined	210,879	247,911	458,790
Total Revenues Men's and Women's Teams	353,176	301,656	654,832
Not Allocated by Gender/Sport (Revenues not attributable to a particular sport or sports)			219,369
Grand Total for all Teams (includes by team and not allocated by gender/sport)			874,201

CAVEAT

## Summary - Men's and Women's Teams

Your Grand Total Revenues must be equal to or greater than your Grand Total Expenses or you will not be able to lock your survey.

	Men's Teams	Women's Teams	Total
1 <u>Total of Head Coaches' Salaries</u>	93,736	80,168	173,904
2 <u>Total of Assistant Coaches' Salaries</u>	73,882	61,438	135,320
3 <u>Total Salaries (Lines 1+2)</u>	167,618	141,606	309,224
4 <u>Athletically Related Student Aid</u>	0	0	0
5 <u>Recruiting Expenses</u>	0	0	0
6 <u>Operating (Game-Day) Expenses</u>	173,180	147,482	320,662
7 <u>Summary of Subset Expenses (Lines 3+4+5+6)</u>	340,798	289,088	629,886
8 <u>Total Expenses for Teams</u>	353,176	301,656	654,832
9 <u>Total Expenses for Teams Minus Subset Expenses (Line 8 – Line 7)</u>	12,378	12,568	24,946
10 <u>Not Allocated Expenses</u>			219,369
11 <u>Grand Total Expenses (Lines 8+10)</u>			874,201
12 <u>Total Revenues for Teams</u>	353,176	301,656	654,832
13 <u>Not Allocated Revenues</u>			219,369
14 <u>Grand Total Revenues (Lines 12+13)</u>			874,201
15 <u>Total Revenues for Teams minus Total Expenses for Teams (Line 12- Line 8)</u>	0	0	0
16 <u>Grand Total Revenues Minus Grand Total Expenses (Line 14- Line 11)</u>			0

To return to a data entry screen, click on the link in the Navigation Menu.

To proceed to the Supplemental Information screen, click on the link in the Navigation Menu or click on the "Next" button on this screen.

## Supplemental Information (optional)

This screen may be used to help the reader better understand the data you have provided, or to help a prospective student-athlete make an informed choice of an athletics program. This information will be viewable on the EADA public website. Please do not include the names of individuals or write messages to the help desk. To explain specific data entered on a previous screen, please use the caveat box on that screen.

We have no full-time employees in Athletics. All of our coaches except one are tenured professors at the college. The athletic director is also a tenured professor. The one coach is part-time.

Print Form(s)

Get PDF File

Go Back

# Equity in Athletics Disclosure Act Registration

Thank you for updating your registration information for the 2018 Equity in Athletics Disclosure Act data collection. Please remember to complete and lock your survey by **October 30, 2018**.

Registered Keyholder:

James Unke  
(E1734521)

This certificate was prepared on September 13, 2018.